

MICKLEOVER TIMES

May 2021



William Morris


Year 6 have been painting William Morris designs with powder paint. He was a famous artist and designer, in fact, his designs are still used today for wallpaper and fabrics. We found out that he didn't know how to draw birds, so he got a friend to draw them for him, in his designs! We had to choose one of his designs, choose a small section and enlarge the details.

By Scarlett & Zenaya 6MH



Planting Seeds in Ladybirds' Class

Ladybirds' Class have been learning about planting this. This half term the children have planted grass seeds, chickpeas and cress. We wrote some instructions as a class to help Cinderella plant some flowers in the palace garden.



Instructions for growing plants and flowers

- 1) First you will need some gardening gloves, some seeds, some water and a spade.
- 2) Next dig the soil.
- 3) Then put the seeds into the soil.
- 4) Cover the seeds with soil.
- 5) Next put some water on the seeds.
- 6) Wait for the seeds to grow.

Look at how well our cress has grown!



The Life-cycle of a Butterfly

They start as tiny eggs and then they hatch into a caterpillar and they eat lots. After some time, they will turn into a butterfly.

By George in Tigers

When metamorphosis happens, they become a cocoon. After two or three weeks, they become a butterfly. Then the butterfly collects pollen for three or four weeks.

By Usman in Tigers



DON'T FORGET THE 'DESIGN A BIN' COMPETITION.
CLOSING DATE—1ST JUNE

Fruit Kebabs!

Year 1 have been learning about plants and in DT we have planned, made and evaluated healthy fruit kebabs. Myla said, "I liked putting loads of fruit on my fruit kebab, and it looked tasty."

Logan said, "I love eating banana off my stick."
Sarah said, "I put mango, pineapple and kiwi on my fruit kebab; I loved it!"




Painting with Watercolours

In 5H we have been learning some techniques for painting with watercolours. We have used candles, salt and sandpaper with watercolour paints to create all sorts of effects. We have also learnt how to paint wet on wet and wet on dry. We are using these techniques to create a landscape watercolour painting.



Abbie



Sophia



Abdul-Ahad

Soccerstars

Year Two have spent the last four weeks of their PE learning the fundamental skills of football. Reece, a real life footballer from Soccerstars, has come in each week, come rain or shine (mostly rain) to teach the children a variety of skills. This has included passing, dribbling, aiming, spatial awareness, pace, teamwork, resilience and respect to name just a few! We have had a wonderful time and will take the skills forward into our future PE learning. Here is what the children have to say about it:


Samuel – "It was so much fun! I was able to play matches and bring my skills to the football pitch!"

Georgia – "Reece was great because he helped us get better at football and made it very exciting."

Robin – "I think it was really good, we learnt loads of stuff about football and I got better at passing and doing skills quickly."

Poppy – "I liked the football because it was good fun. I didn't know much about it but Reece helped me learn more and I even scored some goals!"






Knit and Natter!

It all started one Friday afternoon, when we were having a break from work; Mrs Fasey taught us how to finger knit. From then on, some people were obsessed with knitting. We'd come inside at lunchtimes and Mrs Fasey taught us how to crochet. Mrs Fasey thought of holding a club called, 'Knit and Natter', after school on a Tuesday. We've just met for the first time and it was great. We had to get our own crochet hook that was 5mm thick. We learnt how to do the foundation stitch, then we learnt how to crochet. It was hard at first, but we got it in the end. We took the ball of wool home to practise.

By Sophie, Chinmayi & Khoulah 4F


5HW Poems

As part of Year 5 RE, we have been thinking about what love meant to Jesus (2000 years ago) – and what it means to us in 2021. As a response, we wrote poems about LOVE.



Love is delicate,
Love is fun, happy and
perfect as it is.
No matter what, love
does not die at any time.
Love won't cause
damage and it does not
fail.

By Isla



By William

Love is comfortable and wonderful.

Love is warm and soothing. It is hope and precious.

Love is powerful

Love is special and peaceful. It is so important.

Love is important to everyone.

Love is kind and relaxing.

By Y'lizah

By Tyler

Beat the Street

Beat the Street was a fun game where you earn points by scanning Beat Boxes around Derby, with your card or fob. In our school, we were very competitive and managed to earn a whopping 300 000 points. Everyone who took part, got a certificate. However, the top two highest scoring children in the infants and juniors won a special prize; bicycle accessories. In 5HW we were very ambitious and tried to score as many points as possible. Four children managed to get over 3 000 points (that's 300 Beat Boxes!) They were Billy, Alex, Finlay and Harry.

By Billy and Alex 5HW



Maisie came first place in the whole school!

Our school took part in Beat the Street.

We had to get points by using the map, to find where the boxes were.

When we found one, we had to swipe the fob to get points. The more boxes we found, the more points we got. The boxes were all around Derby. My

Grandma, used my fob to travel all

around Derby, earning over 13 000 points for our school. She pledged to donate £1 for every mile she travelled; she travelled 200 miles and so donated £200 to school. We have used the money to buy new playtime and lunchtime equipment.

By William 4F



Dates for your Diary

7th June	Return to school
7th June	Assessment fortnight
21st June	Inset day (children not in school)
24th June	Class photos
28th June	Olympic theme week
5th July	Inset day (children not in school)
7th July	New classes for the day
12th July	Y6 PGL
16th July	Reports to parents
22nd July	Break up for summer
2nd Sept	Back to school



Patchwork of Hope



Mickleover churches, asked the children to design a patchwork square to be part of a Patchwork of Hope wall-hanging. We ran it as a competition with a winner being chosen from both the infants and the juniors.

The patchwork square had to illustrate something that's given us hope during lockdown. Now the winning designs have been chosen, the children at our after school club will be sewing them. The winner in the infants was Priya and the junior winner was Jared.



Don't forget we break up today for half term. Have a lovely break in the promised sunshine, and we look forward to seeing the children, back in school, on Monday 7th June.

